

Yealink T48U

Deskphone Features



Feature Description


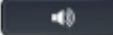
1. **Line keys**—enables you to select a phone line, view calls on a line, or quickly call a favorite contact.
2. **Soft keys**—enables you to select context-sensitive keys that display along the bottom of the screen.
3. **Navigation keys**—scrolls through information and options displayed on the phone screen.
4. **Cancel key**—cancels action or rejects incoming calls.
5. **Volume keys**—adjusts the volume of the handset, headset, and speaker.
6. **Headset key**—enables you to place and receive calls through a headset.
7. **Mute/Unmute key**—mutes audio during calls and conferences.
8. **Hold key**—holds an active call or resumes a held call.
9. **Voicemail key**—enables you to access voicemail messages.
10. **Transfer key**—transfer an active call to a contact.
11. **Redial key**—enables you to dial the last called number or extension.
12. **Speakerphone key**—enables you to place and receive calls using the speakerphone.



MAINCOMS
BUSINESS TELEPHONE SYSTEMS & CONSULTANCY



Placing a call

Dial the number and do one of the following:

- Lift the receiver.
- Press  to use the headset.
- Press  to use the speakerphone.

Answering a call

Options:

- Lift the receiver.
- Press  to answer a call via headset.
- Press  to answer a call via speakerphone.

Placing a call on hold

- Press 

Retrieving a held call



- Press 

Starting a Conference call



1. While on an active call, tap the **Conference** soft key.
2. Dial the extension of the other party that you would like to add to the call.
3. Once the other party answers, press the **Conference** soft key to merge the two calls.

Transferring a call

Warm Transfer:

1. While on an active call, press  or tap the **Transfer** soft key.
2. Dial the number of the other party.
3. When the destination party answers, provide the information, and confirm that they would like to take the call.
4. Press  or tap the **Transfer** soft key.

Blind Transfer:

1. While on an active call, press  or tap the **Transfer** soft key.
2. Press the **Blind** soft key.
3. Dial the extension of the other party.
4. Press  or tap the **Transfer** soft key.



Yealink T48U



MAINCOMS
BUSINESS TELEPHONE SYSTEMS & CONSULTANCY